

9. Read rhyming words and circle the odd one-






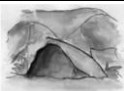
Cut
Now

But
How

Put
Wow

Hut
Know

10. Match the columns (Animals and their homes) -

 Spider	 Hive
 Lion	 Web
 Bee	 Den

11. Match the same words -

rose	TOMATO
queen	KING
king	ROSE
tomato	QUEEN

12. Complete the rhyme -

I see the moon,

And the moon see _____.

God bless the _____,

And _____ bless to me.



Writing

13. What comes before -

i. _D

ii. _H

iii. _L

iv. _P

14. What comes after -

i. T_

ii. Y_

iii. B_

iv. N_

15. What comes between -





i. A_C

ii. R_T

iii. E_G

iv. V_X

16. See the photo and complete the spelling -

	_ow
	_uck
	_all
	_xe





17. Underline the letters that have come twice -

i. QUEEN

ii. PULL

iii. TOOTH





18. Choose the correct letter from the given box to complete the words with the help of the pictures -

	L_on	(i/e)
	Eleph_nt	(a/e)
	Hors_	(e/a)
	Monk_y	(e/i)

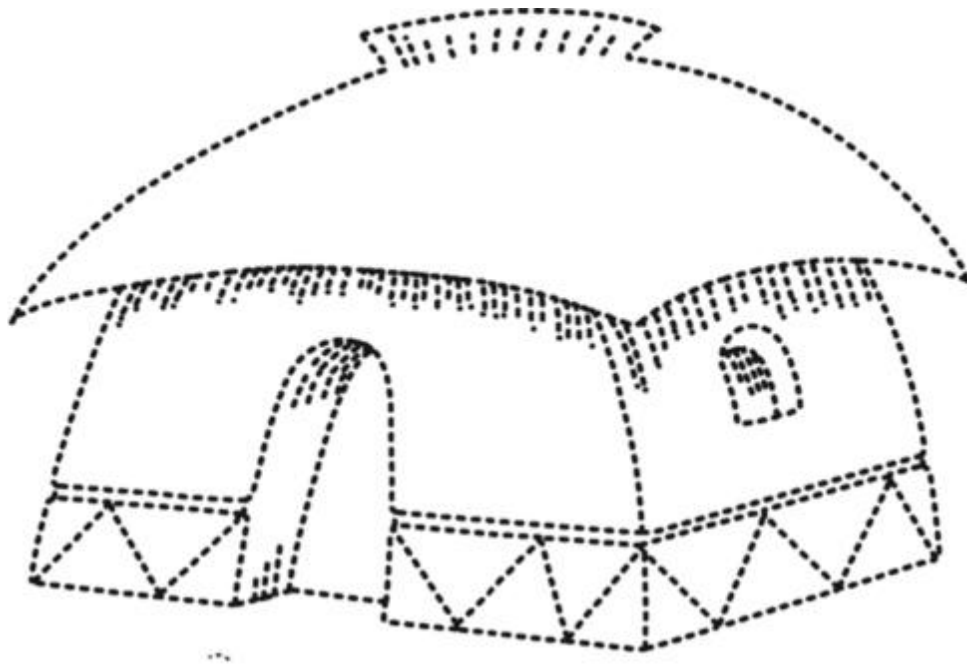
19. Join the two words to make one word -

Sun + day	
Butter + fly	
Cauli + flower	
Ink + pot	

20. Write the name of parts of body -

	E.....
	T.....
	E.....
	N.....

21. Trace and colour. (write name of the picture) -



आधार रेखा आकलन/पदस्थापन 2017-2018 के आधार पर शिक्षक द्वारा नामांकित कक्षा 2 के छात्र/छात्रा का विषय अंग्रेजी में निर्धारित कक्षा स्तर है।

हस्ताक्षर शिक्षक

नाम :-

मोबाइल नम्बर :-

दिनांक :-